

IN-4 Series

VHF (66 - 134 MHz) 0 dBd Mobile Whip Antenna and Base Kit

The IN-4 series offers several whip and base combinations to be used for the VHF band, specifically 66 - 134 MHz.

With a meticulously constructed base made of ABS and black chromed brass, it is durable and strong.

All antenna whips are made of stainless steel, black chromed to withstand the harshest conditions.

- IN-4 - Base and $\lambda/4$ whip
- IN-4M - Base and $\lambda/4$ whip with a conical spring
- IN-4R - Base and $\lambda/4$ whip with adjustable tilt

ELECTRICAL SPECIFICATIONS

Type	Whip antenna ($\lambda/4$) and Base Kit
Frequency	66 - 134 MHz
Bandwidth	3% of f.res (VSWR \leq 1.5:1)
VSWR	\leq 1.3:1 @ f.res
Impedance	50 Ohm
Polarisation	Vertical
Gain	0 dBd, 2.15 dBi
Max. Input Power	50 W



Datasheet

MECHANICAL SPECIFICATIONS

Color	Black chrome
Length	IN-4/4M: 135 cm IN-4R: 138 cm
Weight	IN-4/4R: 330 g IN-4M: 370 g
Mounting Place	Vehicle roof (Metalic surface)
Mounting Hole	Ø 11.0 mm
Mounting Instructions	Antenna Whip must be cut to specified frequency. See cutting diagram.
Build-in Depth	Approx. 12 mm
Materials	ABS, chromed brass, chromed stainless steel and rubber
Operating Temperature	-40 to +70°C
Connector	Antenna Whip: M10 Base: See "ORDERING INFO" (other types available)
Cable	See "ORDERING INFO"
Ingress Protection	IP65 (When mounted)



ORDERING INFORMATION

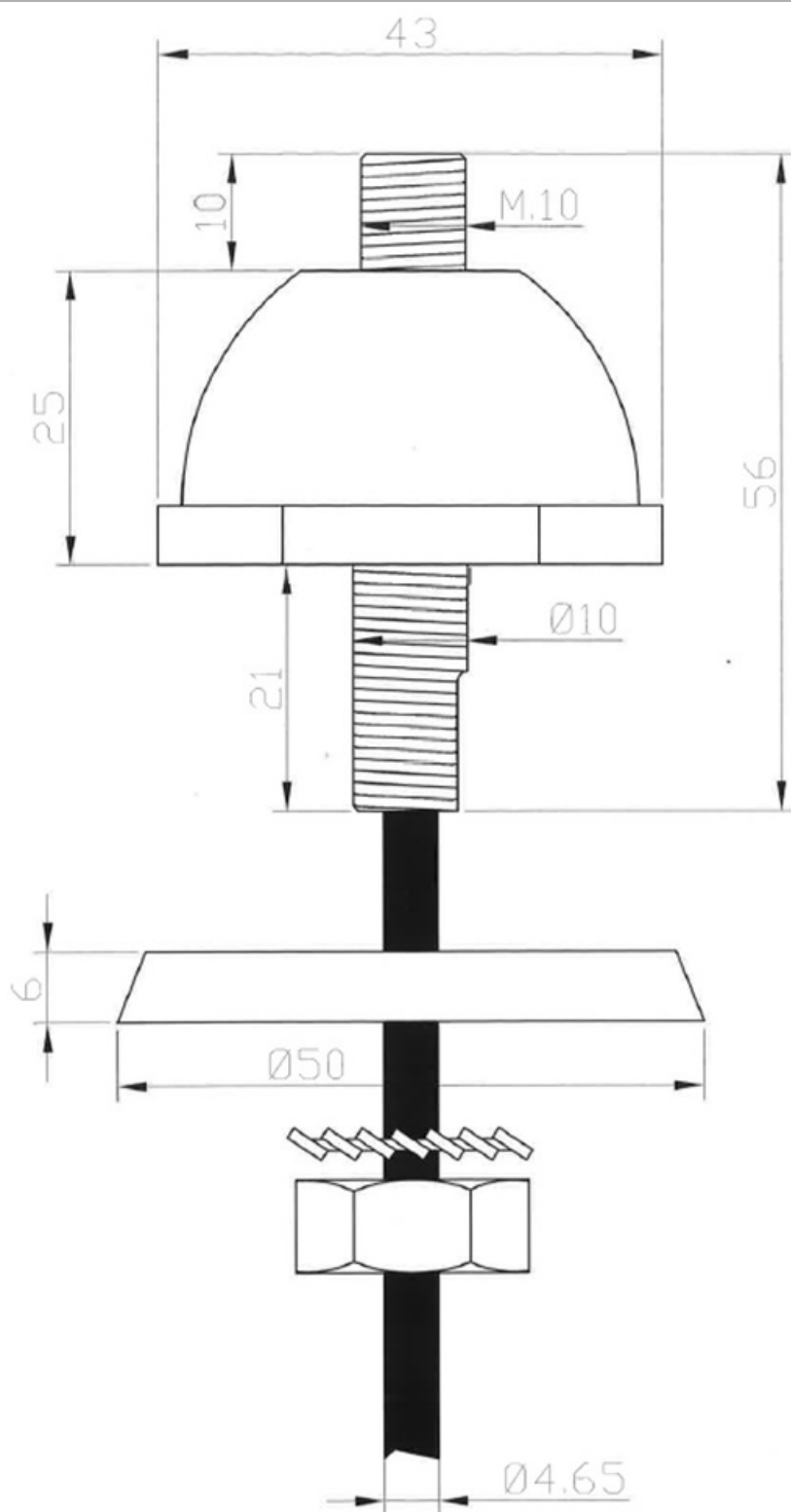
IN-4	WIN-4 + BA-IN (5.0 m RG-58 + Open End)
IN-4M	WIN-4M + BA-IN (5.0 m RG-58 + Open End)
IN-4R	WIN-4R + BA-IN (5.0 m RG-58 + Open End)

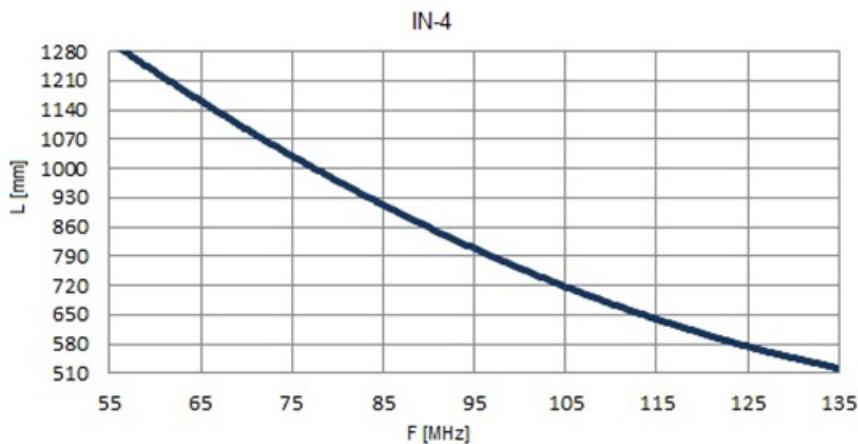
PACKAGING INFORMATION

Type	Bag
------	-----

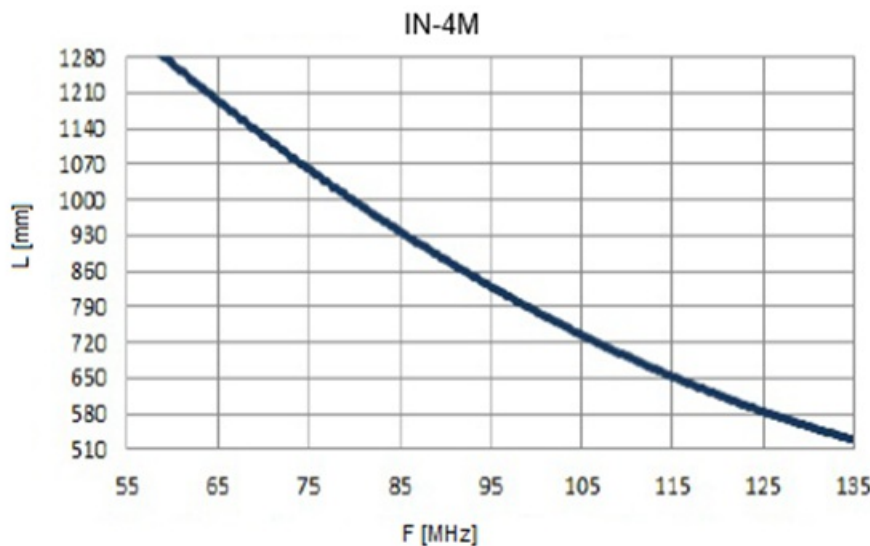
Datasheet

3 / 5

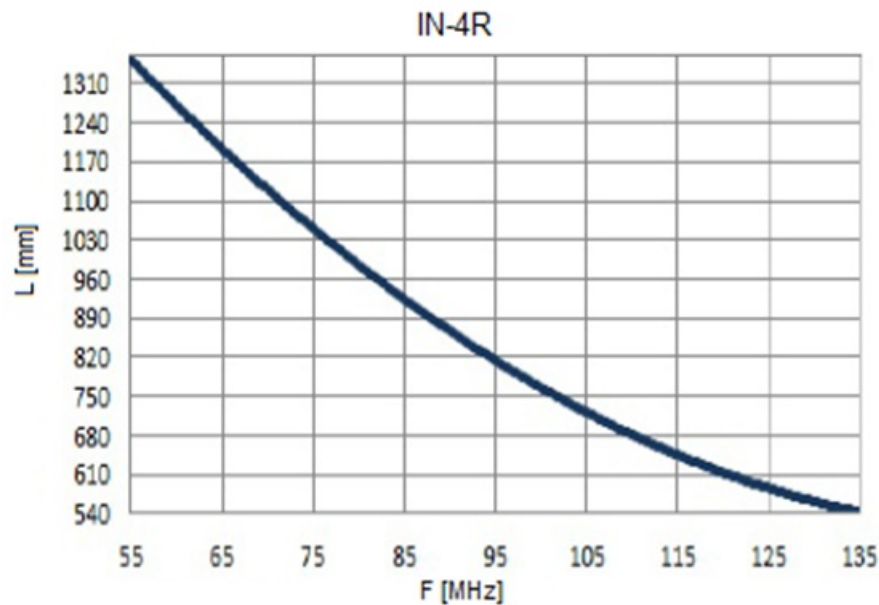




Measured on a Ø 500 mm ground plane



Measured on a Ø 500 mm ground plane



Measured on a Ø 500 mm ground plane