

IN-2 Series

VHF (134 - 220 MHz) 0 dBd Mobile Whip Antenna and Base Kit

The IN-2 series offers several whip and base combinations to be used for the VHF band, specifically 134 - 220 MHz.

With a meticulously constructed base made of ABS and black chromed brass, it is durable and strong.

All antenna whips are made of stainless steel, black chromed to withstand the harshest conditions.

- IN-2 - Base and $\lambda/4$ whip
- IN-2F - Base and $\lambda/4$ whip with black heat shrink
- IN-2M - Base and $\lambda/4$ whip with a conical spring
- IN-2M/A - Base and $\lambda/4$ whip with a barrel spring
- IN-2R - Base and $\lambda/4$ whip with adjustable tilt
- IN-2RM - Base and $\lambda/4$ whip with adjustable tilt and conical spring
- IN-2RM/A - Base and $\lambda/4$ whip with adjustable tilt and barrel spring

ELECTRICAL SPECIFICATIONS

Type	Whip antenna ($\lambda/4$) and Base Kit
Frequency	134 - 220 MHz
Bandwidth	3% of f.res (VSWR \leq 1.5:1)
VSWR	\leq 1.3:1 @ f.res
Impedance	50 Ohm
Polarisation	Vertical
Gain	0 dBd, 2.15 dBi
Max. Input Power	50 W



Datasheet

2 / 9

MECHANICAL SPECIFICATIONS

Color	Black chrome
Length	IN-2RM/A: 55 cm IN-2/2MA: 57 cm IN-2F/2R: 58 cm IN-2M/2RM: 63 cm
Weight	IN-2, 2F, 2R, 2RM, 2RM/A: 290 g IN-2M, 2M/A: 350 g
Mounting Place	Vehicle roof (Metalic surface)
Mounting Hole	Ø 11.0 mm
Mounting Instructions	Antenna Whip must be cut to specified frequency. See cutting diagram.
Build-in Depth	Approx. 12 mm
Materials	ABS, chromed brass, chromed stainless steel and rubber
Operating Temperature	-40 to +70°C
Connector	Antenna Whip: M10 Base: See "ORDERING INFO" (other types available)
Cable	See "ORDERING INFO"
Ingress Protection	IP65 (When mounted)



ORDERING INFORMATION

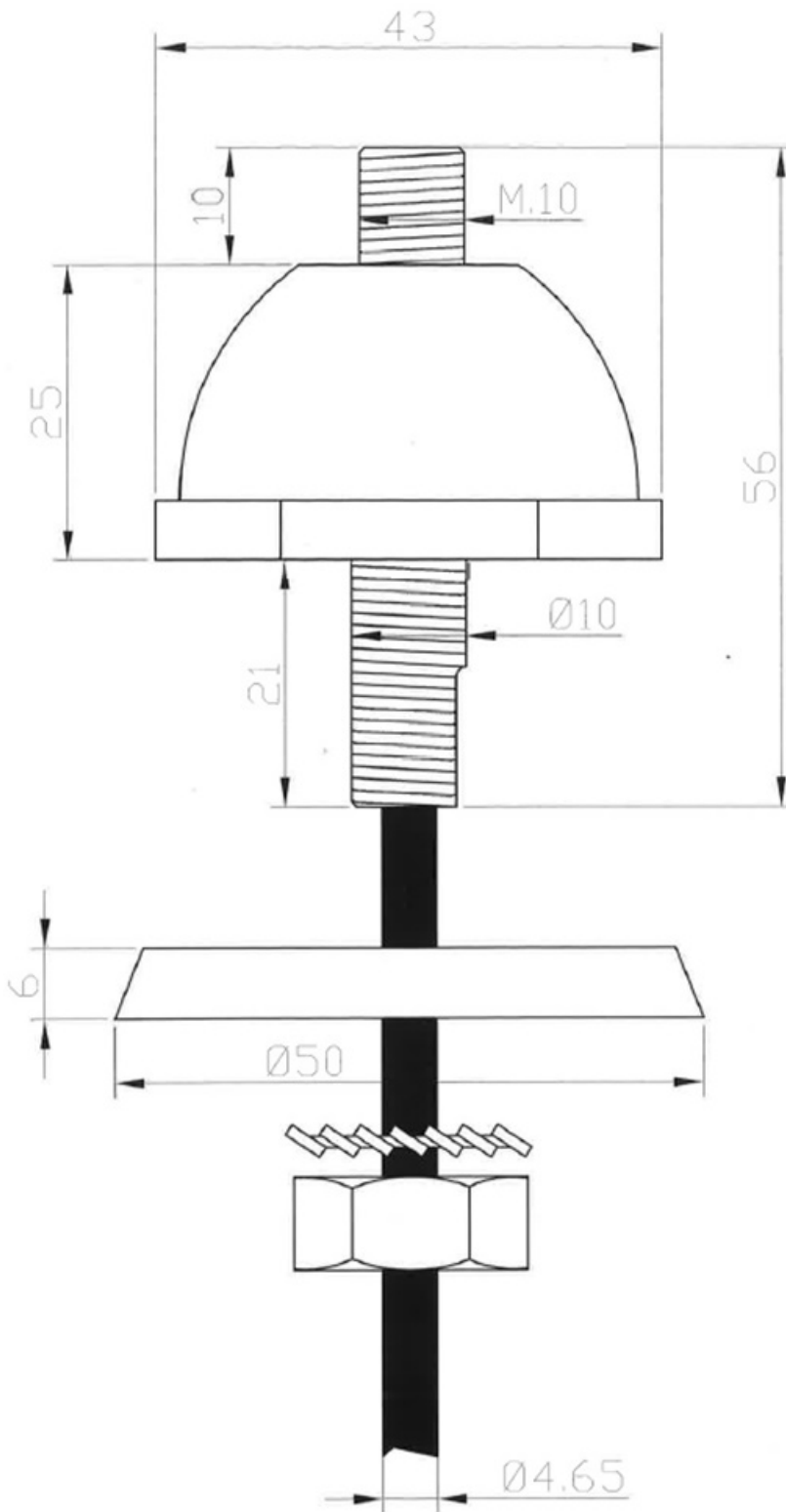
IN-2	WIN-2 + BA-IN (5.0 m RG-58 + Open End)
IN-2F	WIN-2F + BA-IN (5.0 m RG-58 + Open End)
IN-2M	WIN-2M + BA-IN (5.0 m RG-58 + Open End)
IN-2M/A	WIN-2M/A + BA-IN (5.0 m RG-58 + Open End)
IN-2R	WIN-2R + BA-IN (5.0 m RG-58 + Open End)
IN-2RM	WIN-2RM + BA-IN (5.0 m RG-58 + Open End)
IN-2RM/A	WIN-2RM/A + BA-IN (5.0 m RG-58 + Open End)

PACKAGING INFORMATION

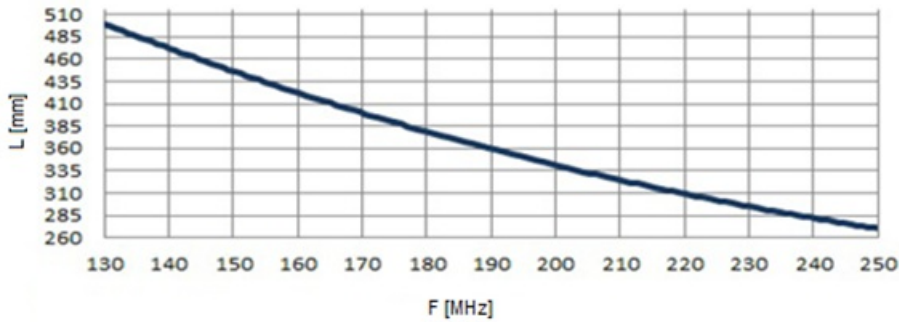
Type	Bag
------	-----





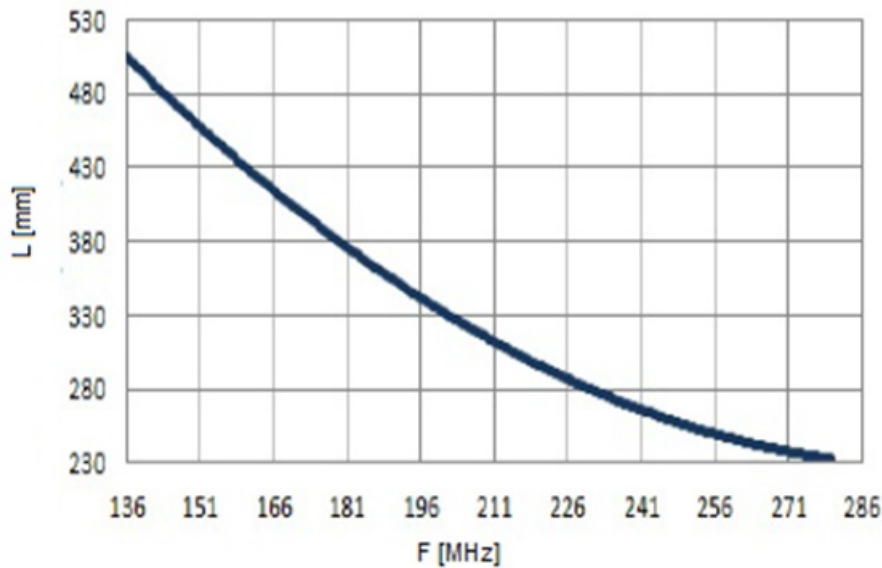


IN-2

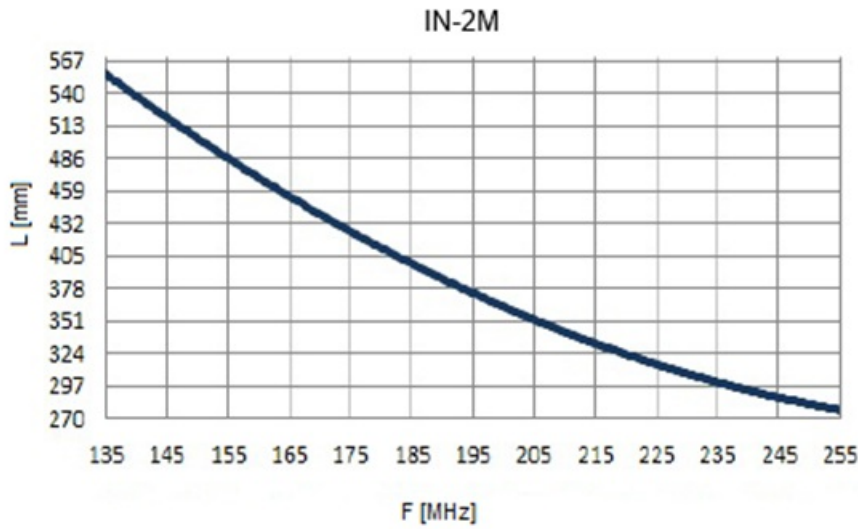


Measured on a Ø 500 mm ground plane

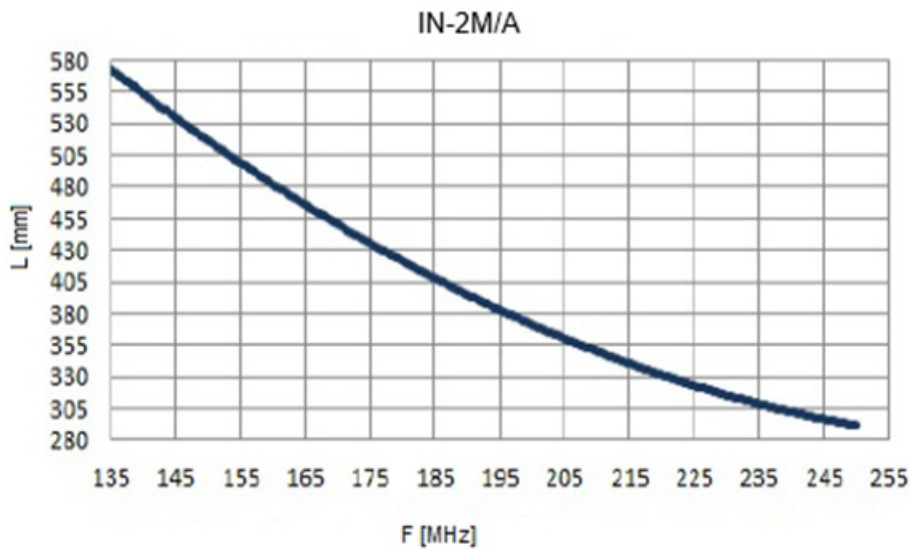
IN-2F



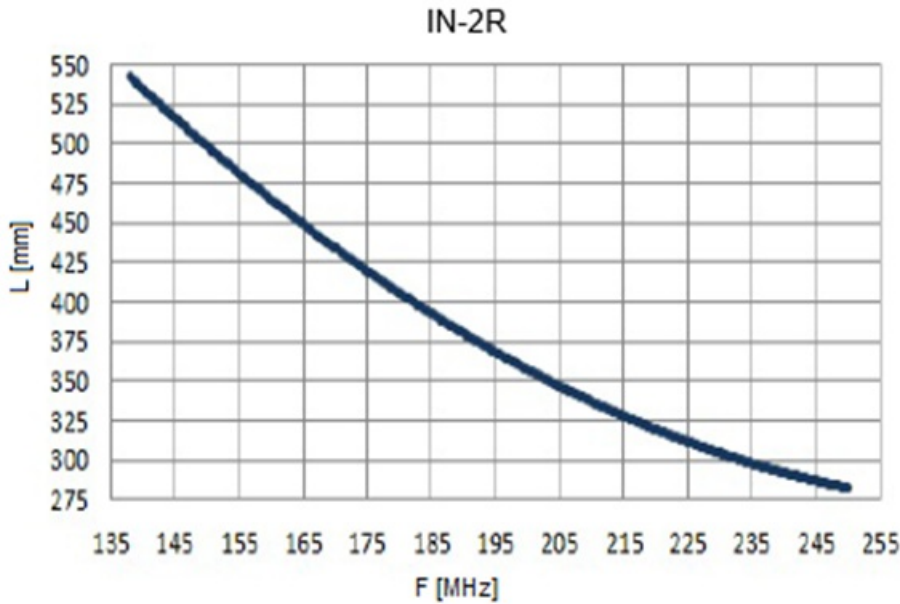
Measured on a Ø 500 mm ground plane



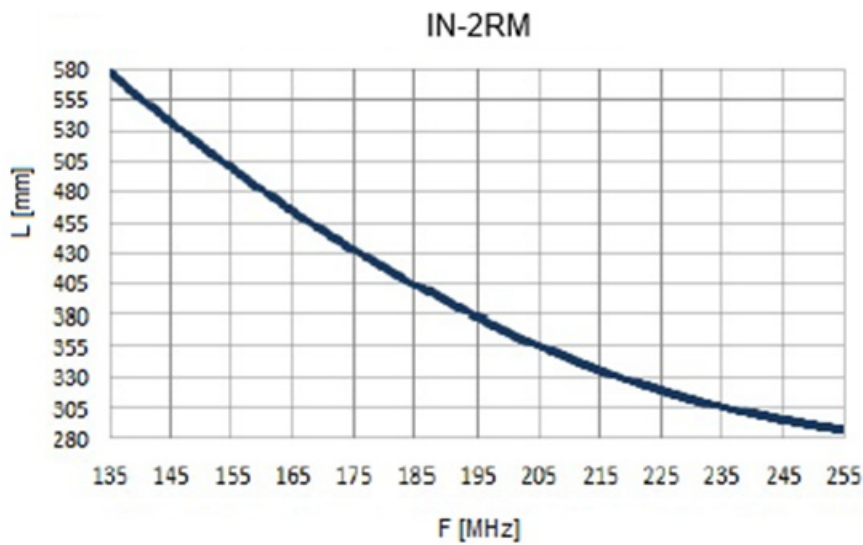
Measured on a Ø 500 mm ground plane



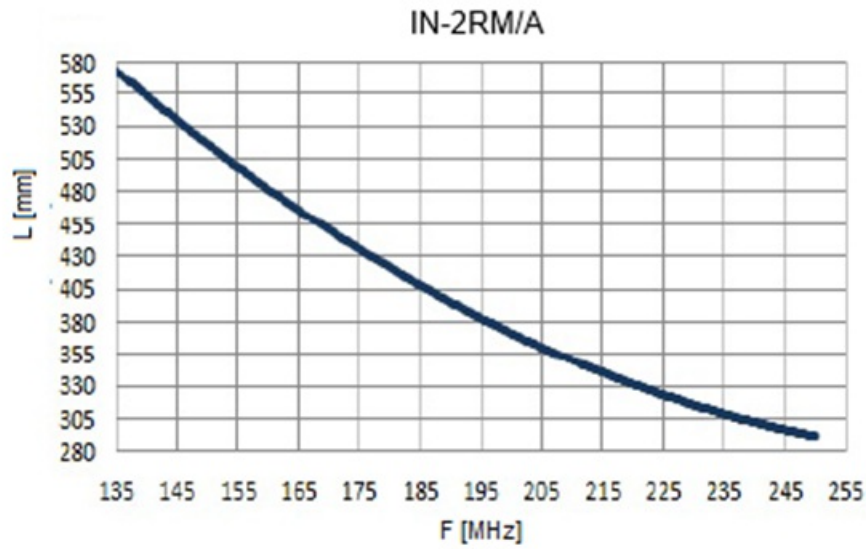
Measured on a Ø 500 mm ground plane



Measured on a \varnothing 500 mm ground plane



Measured on a \varnothing 500 mm ground plane



Measured on a \varnothing 500 mm ground plane